

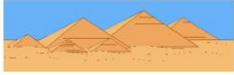


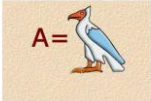



Brain Builder Egyptian project this term

These are just some ideas that you could include in your project. Don't feel that you have to do all (or any!) of these activities, and feel free to come up with your own ideas and research any areas of life in Ancient Egypt. Homework projects can be presented however you like – Homework books, PowerPoints or something creative. Please hand completed projects in on Tuesday 8th October, when you will have the opportunity to share your work.

Other ideas include:

- Make a set of canopic jars
- Create top trump cards using Ancient Egyptian Gods and Goddesses.
- Design / make an Ancient Egyptian Mummy Sarcophagus.
- Design a map of a Pharaoh's tomb. Write a set of compass directions to get to the centre to find the treasure. Don't forget to include hidden traps!

<p><u>MATHS</u> The Ancient Egyptians had their own number system. See if you can use it to write out some number sentences.</p>  <p>1 10</p>	<p><u>ENGLISH</u> Create a fact-file on a famous Ancient Egyptian, for example Tutankhamun or Nefertiti.</p> 	<p><u>SCIENCE</u> Find out more about the construction of the pyramids. Which materials would be best for pyramid building?</p> 	<p><u>ART and DESIGN</u> After mummification, people were buried in a tomb wearing a death mask. Design a death mask for Tutankhamun.</p> 
<p><u>ENGLISH</u> Imagine you were there when Howard Carter discovered Tutankhamen's tomb. Write a diary or news report about the event.</p> 	<p><u>ART and DESIGN</u> Design your own hieroglyphic alphabet using pictures relevant to life in Britain today.</p> 	<p><u>ENGLISH</u> Write an acrostic poem using the letters of a key 'topic' word.</p> <p>W inter wonderland I ce is slippery N othing is hot T he weather is cold E verything you touch is cold R eally cold</p> 	<p><u>GEOGRAPHY</u> Create a map showing the key places in Ancient Egypt. How has the country changed?</p> 